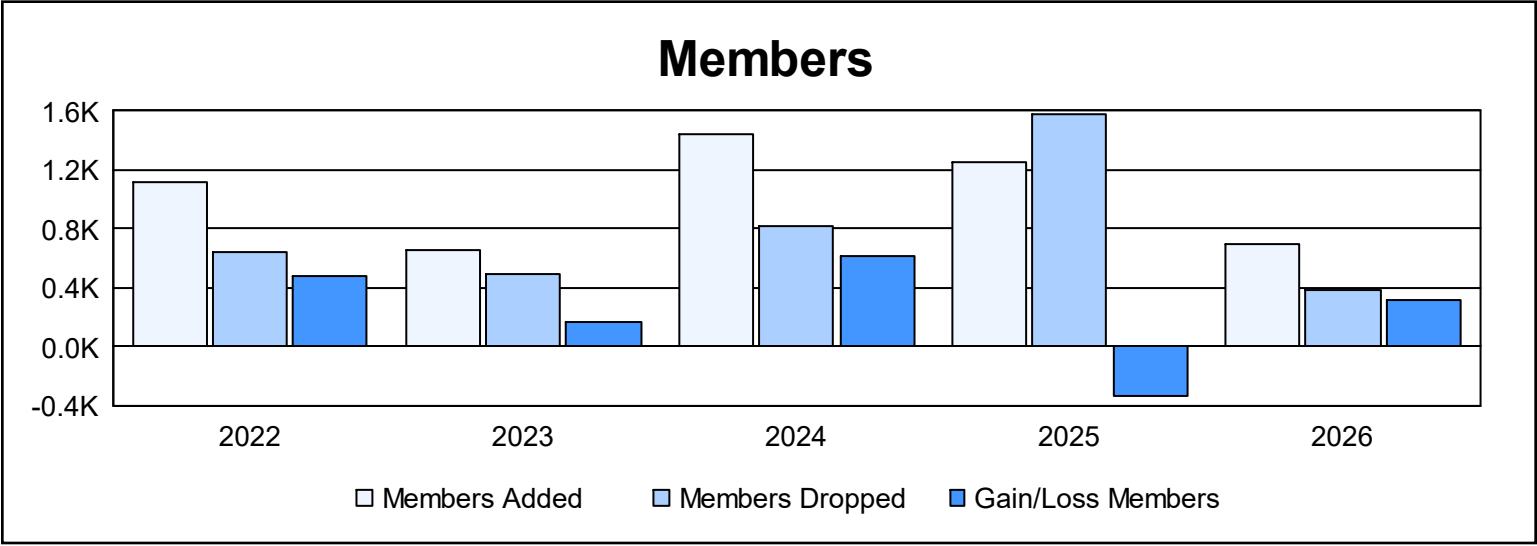
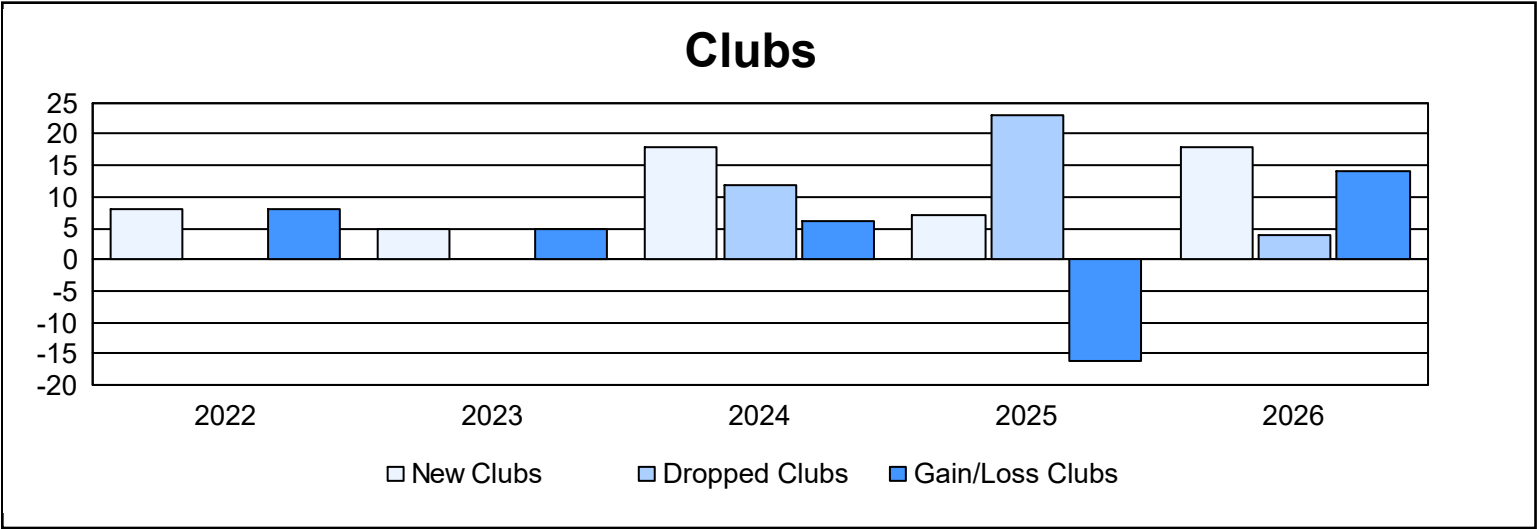
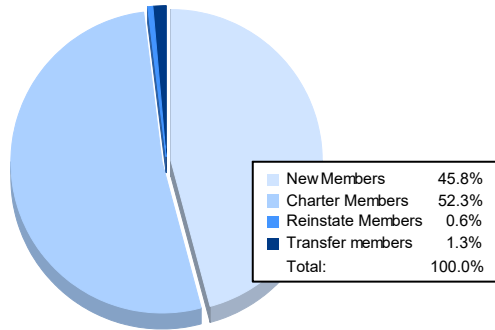


Year	New Clubs	Dropped Clubs	Gain/ Loss Clubs	New Members	Charter Members	Reinstate Members	Transfer Members	Total Member Added	Total Members Dropped	Gain/ Loss Members
2021-2022	8	0	8	714	269	56	81	1,120	642	478
2022-2023	5	0	5	359	143	84	71	657	487	170
2023-2024	18	12	6	778	587	54	22	1,441	824	617
2024-2025	7	23	-16	706	166	169	210	1,251	1,579	-328
2025-2026	18	4	14	322	368	4	9	703	381	322
Average	11	8	3	576	307	73	79	1,034	783	252



Membership Composition October 2025 Cumulative



Gender Composition October 2025 Cumulative

